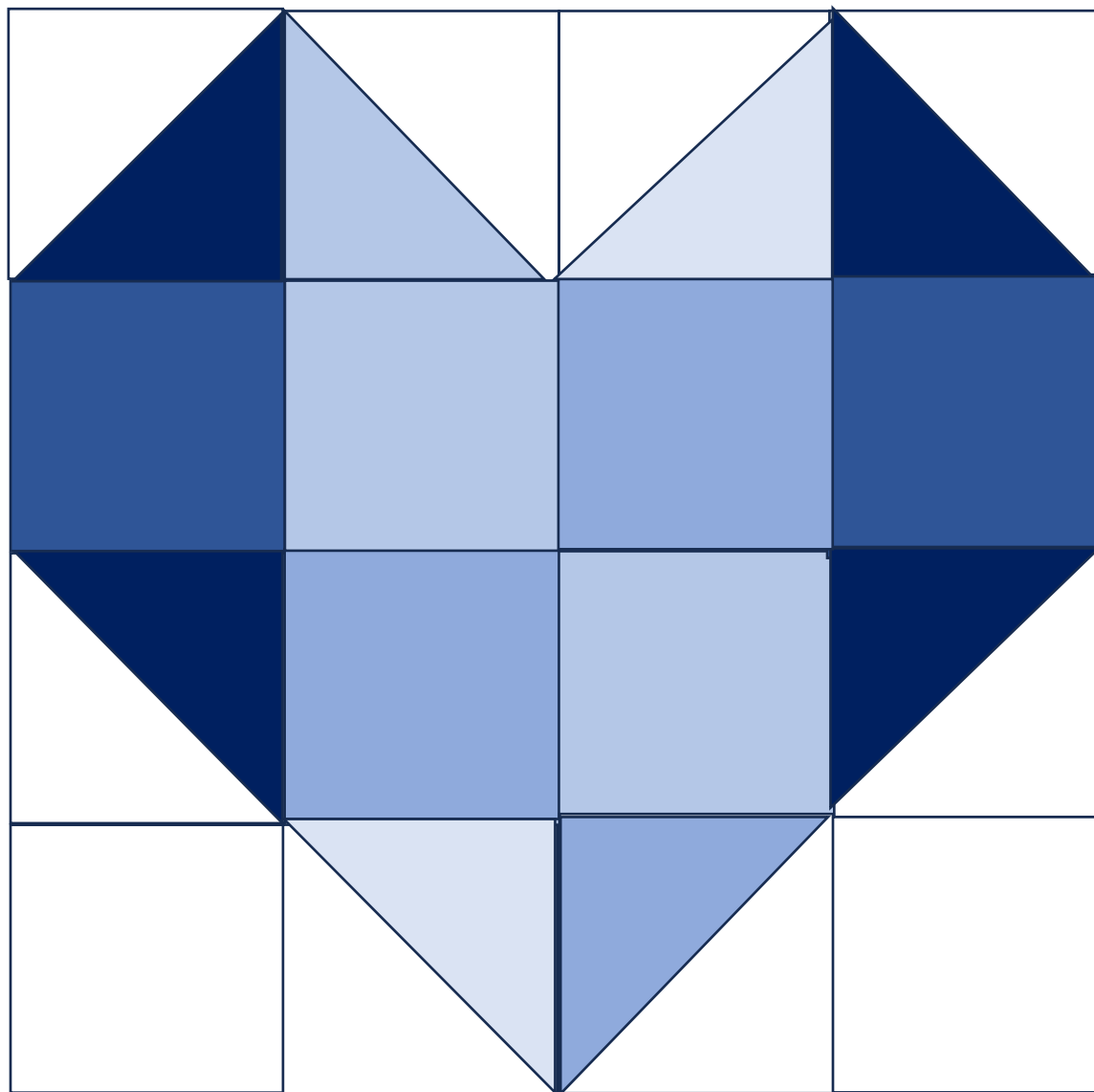


# *A Police Officer's Heart*

## **50 X50 Quilt Pattern**



Quilts4Cops.org

7<sup>th</sup> Annual Quilts 4 Cops Quilting Bee Pattern

**Instructions:** You can use any shade of blue and/or patriotic fabrics. Sew using a  $\frac{1}{4}$  inch seam. To make the quilt, sew each row first and then sew rows together.

**Fabrics Yardage:**

4 shades of blue:  $\frac{1}{2}$  yard of each color

1 White: 1 yard

Borders: 1 Yard

**Fabric Cuts Check-off List**

- 2 White  $12\frac{1}{2} \times 12\frac{1}{2}$  Squares
- 4 White 13x13 Squares to cut into **8** Half Square Triangles
- 6 Blue  $12\frac{1}{2} \times 12\frac{1}{2}$  Squares
- 4 Blue 13x13 Squares to cut into **8** Half Square Triangles

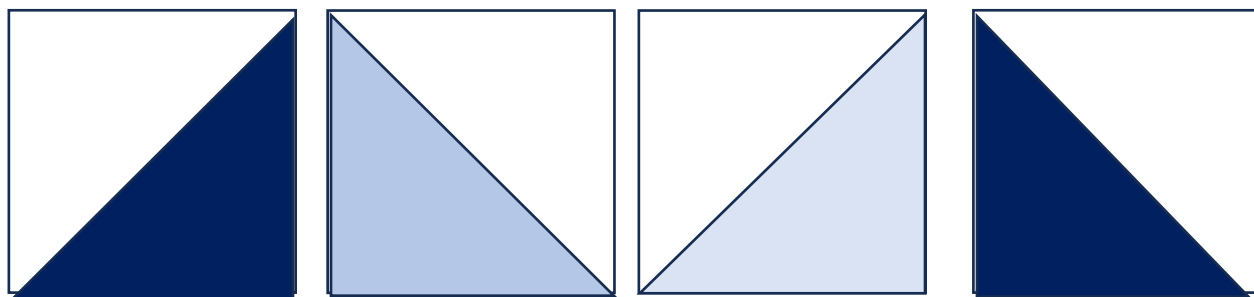
Cutting half square triangles: Take each 13x13 square and cut diagonally from the top left corner to the bottom right corner.

**SEE DIAGRAM on Page 3, TO SEW QUILT BLOCKS**


**Borders:** After the entire quilt-top is sewn, add a  $2\frac{1}{2}$  inch border around the entire quilt.

**PATTERN DIAGRAHM**


Row 1



Row 2



Row 3



Row 4

